CELLS alive! - Mitosis Cell Parts Worksheet

(Draw a line to the part in the [picture] and give its function.)

Nucleus [A]

The brain

Nucleolus [A]

RNA synthesis

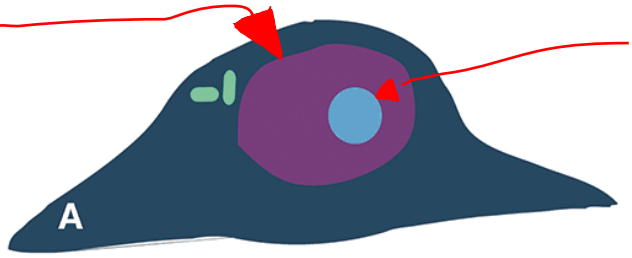

Kinetochore [B]

A specialized protein stucture at the crntomere

Chromatid [B]

A double helix of DNA

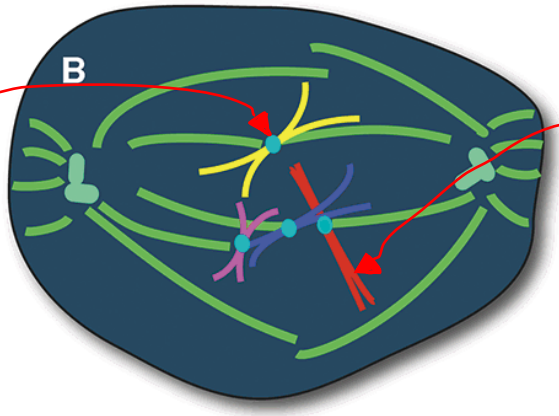

Spindle [C]

dividing chromosones

Microtubule [C]

"conveyer belts" in the cell

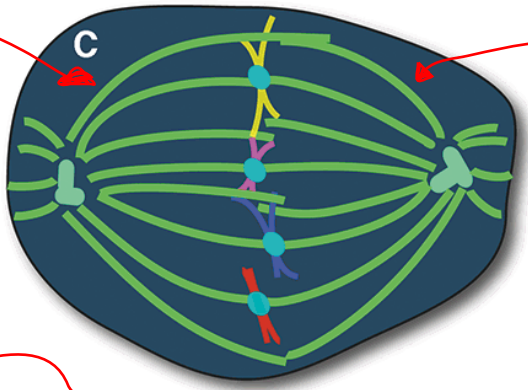

Cytoplasm [D]

Jelly like fluid that fills the inside of a cell

Centrosome [D]

organize microtubule and provides structure for cell

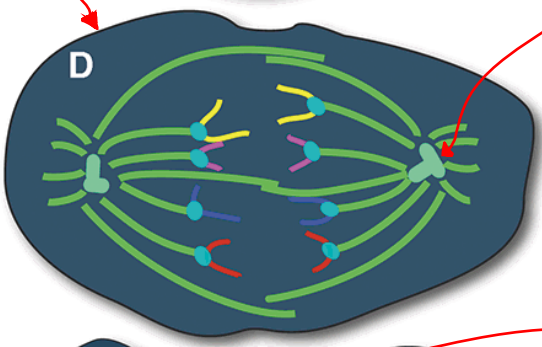

Cleavage Furrow [E]

The first sign of cleavage in an animal cell

Contractile Ring [E]

cuts the cord

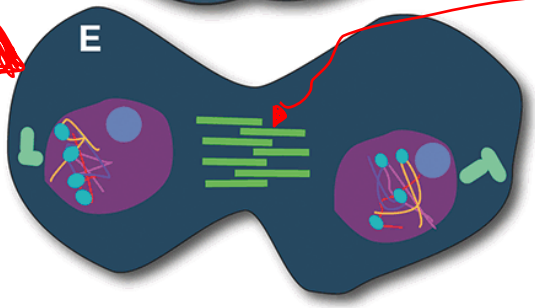

© cellsalive.com