






Core Competencies Self-Assessment



Name: Katerina Vink

Date: 17 April 2023

<p>X <input type="checkbox"/></p>  <p>How does the artifact you selected demonstrate strengths & growth in the communication competency?</p> <p>In what ways might you further develop your communication competency?</p>	<p>Self-Reflection Describe how the artifact you selected shows your strengths & growth in specific core competencies. The prompt questions on the left - or other self-assessment activities you may have done - may guide your reflection process.</p> <p>The artifact for this self-assessment is my Débat minoritaire (debate project) that I presented with a partner in my Français 12 class.</p> <p>This artifact demonstrated my strengths and growth in the communication competency.</p>
<p><input type="checkbox"/></p>  <p>How does the artifact you selected demonstrate strengths & growth in the thinking competencies?</p> <p>In what ways might you further develop your thinking competencies?</p>	<p>For me personally, the most challenging part of the debate project was the final portion where students had to ask me and my partner questions about our topic and our opinions, and we had to come up with and deliver coherent responses immediately. That was very challenging for me because I am not a quick thinker, and I was very anxious to be in front of the class, so it made me freeze up and not be able to make a solid argument at first. This manifested in my response to the first question we were asked; I actually agreed to the group's question, and was struggling to come up with a counter argument for my case, but because I was so stressed I started speaking anyway; once I started speaking I realized that I did not have a strong explanation, and I ended up stuttering until I slowly stopped talking. This was awkward and embarrassing for me, but I think I was able to overcome it as we progressed through as I became a little more confident with my responses and able to thoroughly explain an opinion.</p>
<p><input type="checkbox"/></p>  <p>How does the artifact you selected demonstrate strengths & growth in the personal & social competencies?</p> <p>In what ways might you further develop your personal & social competencies?</p>	<p>As a listener, one of my perspectives/opinions changed after I listened to a debate about whether animals should be tested on for vaccines and important medical treatments. I had had the opinion that animal testing of any kind should be illegal, but after listening to their debate, I can understand that necessary medical testing that is not yet safe for humans should be tested on animals first.</p> <p>For this project I was proud of the fact that I was able to get myself back to school, provide the needed support to my partner in completing this assignment, and successfully present our debate topic and opinions to the class.</p>

Publish Your Self Assessment

You will now attach and/or embed your self-assessment to the bottom of the blog post with the artifact you have chosen. You may choose to make this post private or public. After placing your artifact on a blog post, follow the instructions below.

1. Categories - Self-Assessment
2. Tags - Now tag your post using the tag that corresponds to the competency that you have written about. You can choose more than one. Please use lower case letters and be exact.
 - #creativethinkingcc
 - #communicationcc
 - #criticalthinkingcc
 - #socialresponsibilitycc
 - #personalidentitycc
 - #personalawarenesscc
3. Use the [Add Document](#) button located at the top of your post page and embed your self-assessment at the bottom of your blog post.
4. Publish