

# CELLS alive! - Mitosis Cell Parts Worksheet

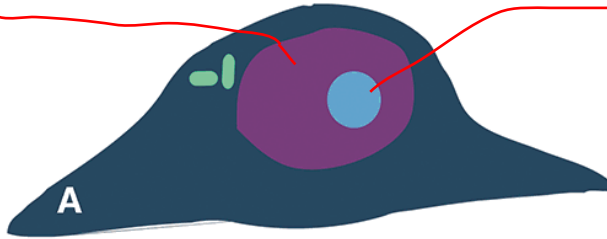
(Draw a line to the part in the [picture] and give its function.)

**Nucleus [A]**

the brain of the cell

**Nucleolus [A]**

RNA synthesis

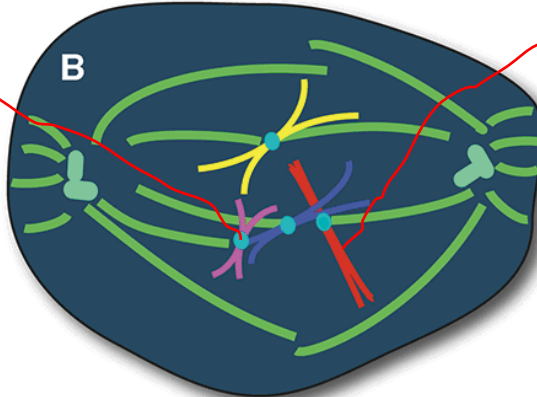


**Kinetochores [B]**

Protein structure at the centromere

**Chromatid [B]**

double helix of DNA

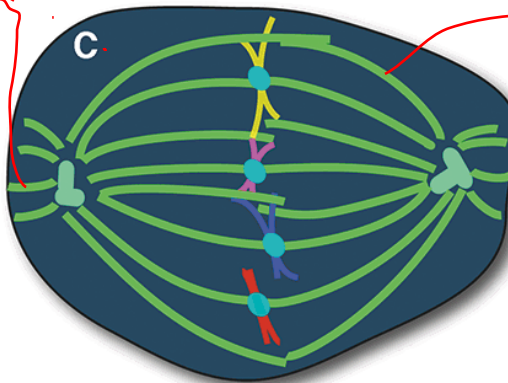


**Spindle [C]**

dividing chromosomes

**Microtubule [C]**

"conveyer belts" in the cell

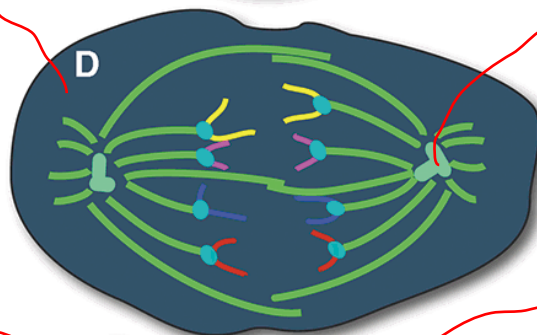


**Cytoplasm [D]**

keeps everything in place and is protection

**Centrosome [D]**

organizes microtubules and provides structure



**Cleavage Furrow [E]**

the first sign of cleavage

**Contractile Ring [E]**

cuts the cord

