

CELLS alive! - Mitosis Cell Parts Worksheet

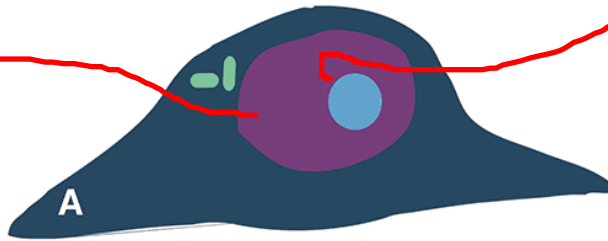
(Draw a line to the part in the [picture] and give its function.)

Nucleus [A]

Brain of the cell

Nucleolus [A]

Make ribosome subunits



Kinetochores [B]

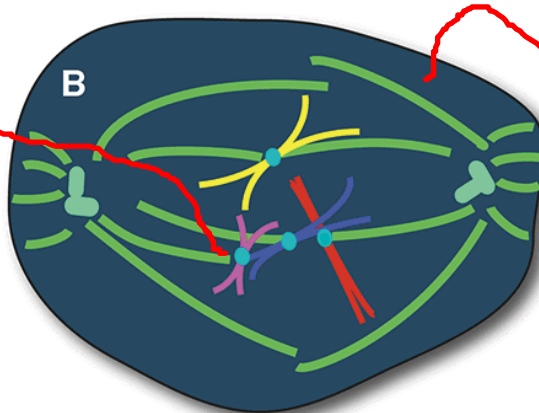
Anchor spindle fiber

to the centriole

Chromatid [B]

One of the two identical strands of DNA

that make up a chromosome



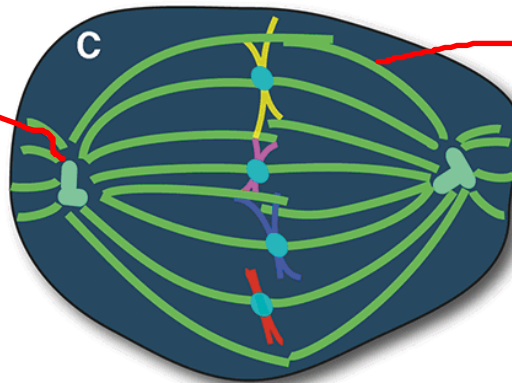
Spindle [C]

Divides chromosomes in

a parental cell into 2 daughter cells

Microtubule [C]

Conveyor belt inside the cell



Cytoplasm [D]

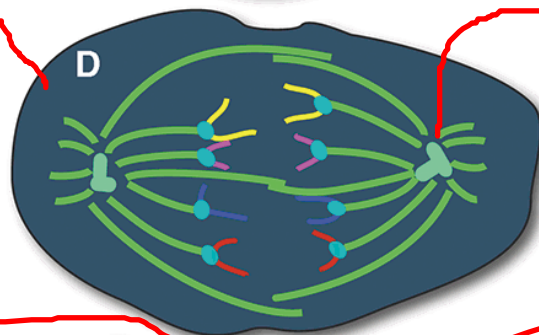
Jelly-like fluid that fills

the inside of the cell

Centrosome [D]

Organizes the nucleation of animals

and also regulates the cell cycle during cellular division



Cleavage Furrow [E]

The first sign of cleavage in a cell's surface

Contractile Ring [E]

The mechanical agent of cytokinesis

