






Core Competencies Self-Assessment



Name: Kalen Zhou

Date: December 15th, 2017

| | |
|--|---|
|  <p>How does the artifact you selected demonstrate strengths & growth in the communication competency?</p> <p>In what ways might you further develop your communication competency?</p> | <input type="checkbox"/> <p>Self-Reflection Describe how the artifact you selected shows your strengths & growth in specific core competencies. The prompt questions on the left - or other self-assessment activities you may have done - may guide your reflection process.</p> <p>For our french project, I decided to make a short movie trailer for the book with my group. This project ties in with what I learned before because I have done many projects like this before. The information process was very simple, since most of the information that we needed to put into our trailer was already there for us, since it was in the book that we read. The editing and filming part was also simple, since I particularly enjoy filming and editing videos for school. But, specifically for this project, my thinking and work process changed. My group thought that we could finish filming and editing in 2 days, which evidently wasn't the case. We filmed our entire movie in around 2 hours (it took longer since we did extra filming at different angles for the same actions), but the editing was where it became a challenge. There were many roadblocks and difficulties with it, but at the end, the final product was in my favor, and was worthwhile. So, to improve my time management skills better, I will definitely try to film as early as possible so that I will have the most time as possible to complete the editing process.</p> |
|  <p>How does the artifact you selected demonstrate strengths & growth in the thinking competencies?</p> <p>In what ways might you further develop your thinking competencies?</p> | <input checked="" type="checkbox"/> <p>I am a pretty creative person, so making a trailer for the book we read...I was very excited to start. I like having a plan, so during the planning process of our trailer, I wrote down every scene, and every action and move that needed to be filmed, including the special effects. I usually think about things that I've seen before, or work that I've done before and I take inspiration from that, and incorporate it into the project. Which is exactly how I find new ideas. I usually take things from the internet or things that I've seen before, and use them in my own work, but adding my own special flare to it.</p> <p>For all my projects, I always want to try to do different everytime. The fact that everytime I edit or film, or draw something, I always improve in different skills; which motivates me to try something new with this new-found knowledge for certain software or ideas. And for this project, I tried something that I've never done before. I wanted our trailer to seem as professional as an amateur 15 year old. So, instead of just filming one thing once at one angle, I would film someone doing the exact same thing multiple times at different angles and layered them together, which took more work and effort, but in the end, it was all worth it.</p> |
|  <p>How does the artifact you selected demonstrate strengths & growth in the personal & social competencies?</p> <p>In what ways might you further develop your personal & social competencies?</p> | <input type="checkbox"/> <p>The second part of our project was to write either a paragraph about the theme of the story, or the differences between the two protagonists. I decided to write a paragraph...or four about the theme of the story. The problem was, I spent so much time worrying about the trailer that I wrote that paragraph on the last day before it was due, which is obviously the worst decision possible. I had a good theme, and a good reasoning to back it up. But, since I didn't spend much time on it, it was difficult for me to actually look deep in the book to find good quotes to back up my evidence. So, the next time I have a project like this, I will make sure to work VERY efficiently and plan out what I'm doing everyday.</p> <p>This project overall was very very fun to do and edit. Although I could have handed it in and finished everything on time, because of my poor planning skills, I had to ask for an extension for the trailer, since it took about half a day to render and transfer onto my computer. If I had the choice to do this project again, I will definitely do it. These types of projects are my favorite to do since I get to input my creative thinking, but, the next time I have a project in any class I will make sure to use my time wisely, and efficiently.</p> |

Publish Your Self Assessment

You will now attach and/or embed your self-assessment to the bottom of the blog post with the artifact you have chosen. You may choose to make this post private or public. After placing your artifact on a blog post, follow the instructions below.

- Categories - Self-Assessment
- Tags - Now tag your post using the tag that corresponds to the competency that you have written about. You can choose more than one. Please use lower case letters and be exact.
 - ☐ #creativethinkingcc
 - ☐ #communicationcc
 - ☐ #criticalthinkingcc
 - ☐ #socialresponsibilitycc
 - ☐ #personalidentitycc
 - ☐ #personalawarenesscc
- Use the Add Document button located at the top of your post page and embed your self-assessment at the bottom of your blog post.
- Publish